

AL07S Tower signal



Products description and application

AL07S series LED tower signal is flexible combined by different numbers signal modules and alarm modules. As an auxiliary operating status indicator, it can be used for engineering machinery, automatic equipment and instruments.

Features

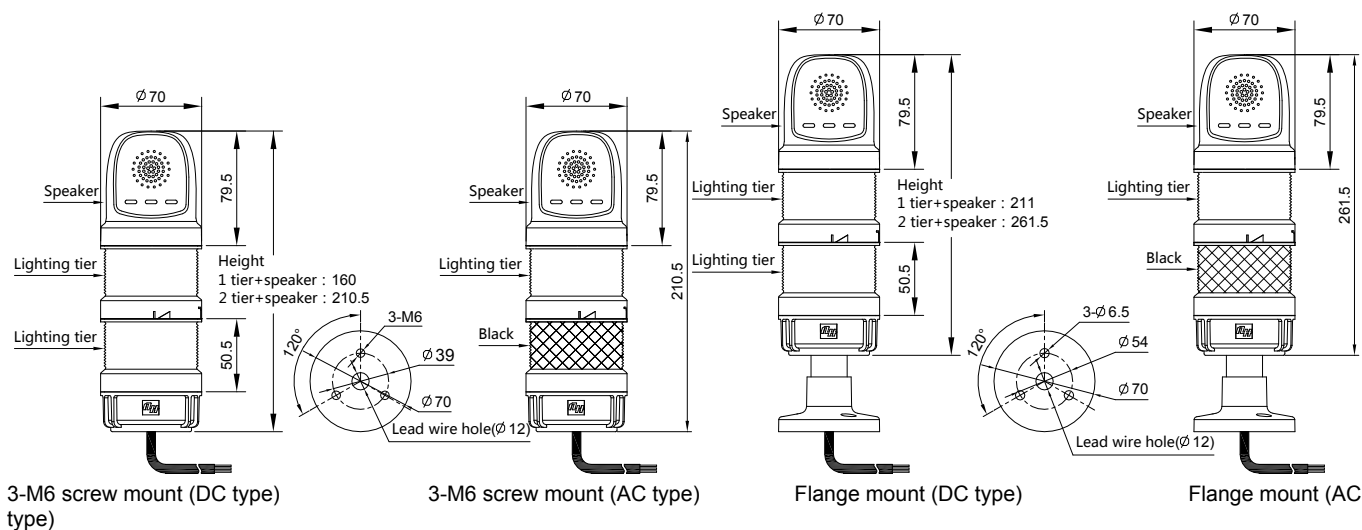
- Professional designed internal signal module, product has uniform lighting, dynamic lighting color, large radiating area, long visible distance..
- LED modular design, multi colors for option. Easy to assemble and disassemble.
- Constant current design guarantees reliable operating and long lifetime.
- Five colors @ alarm tones, visible and audible alarm control separately.
- Synchronized or separated visible and audible alarm is optional, indicate multiply equipment operating status.

General Specifications

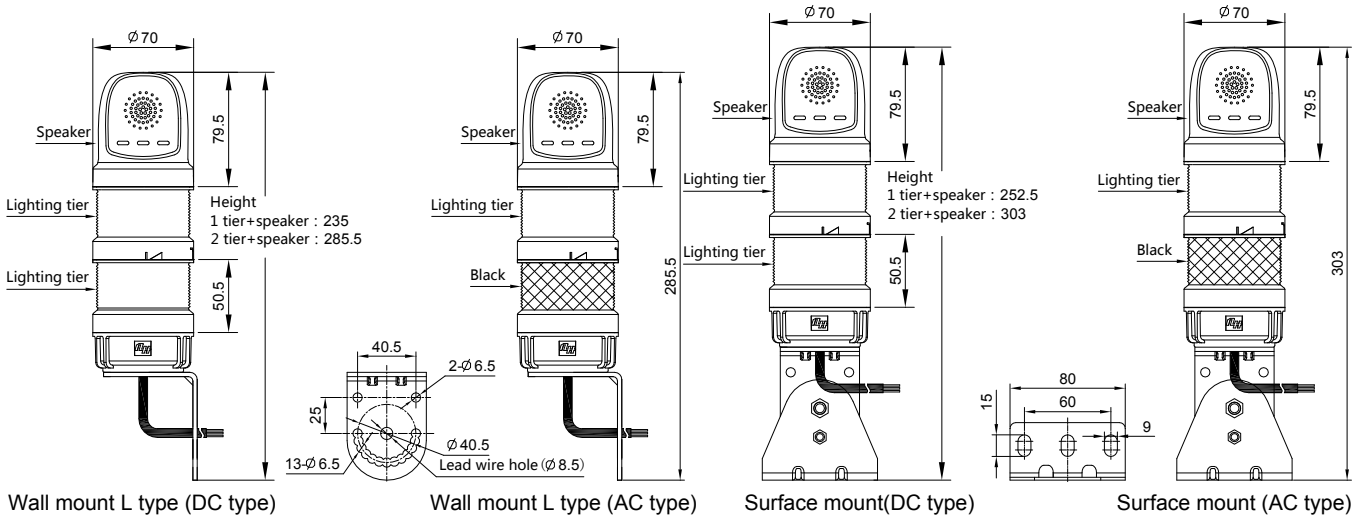
Electrical		Mechanical	
Rated voltage	DC18V~32V/AC110V~AC240V	Material	Body: PA6+15%GF Cover: PC
Frequency	50Hz~60Hz	Operating temperature	Ta-30 °C ~ +70 °C
Rated power consumption	≤5W (single tier)	Ambient humidity	10%~95%RH
		IK rate	6.5J
		Weight	0.5kg (two tier)
Photometric		Acoustics	
Alarm mode	Flash	Tone	A/B
Light source	LED	Sound level	92dB±10dB
Lighting color	Red, Yellow, Green, Blue, White (optional)		

Mounting dimensions

Unit: mm



AL07S Tower signal



Wiring diagram

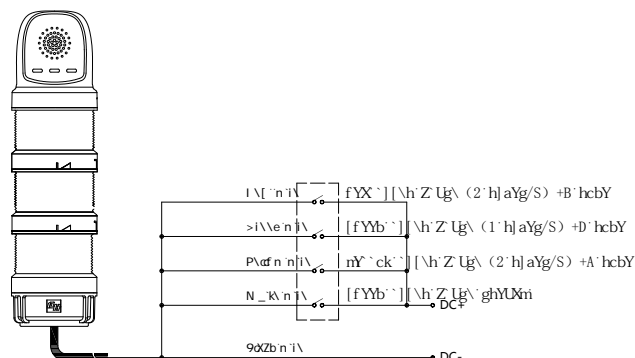
Visible and audible alarm	Input voltage	Wiring	Line	Visible alarm	Audible alarm
One tier	DC18~32V		Red Yellow Blue Black	Red light flash, frequency: 1 time per second N/A N/A Common	N/A Tone A Tone B Common
	AC110V~AC240 V		Red Black	Synchronized visible and audible alarm	Tone A
Two tiers	DC18~32V		Red Green Yellow Blue Black	Red light flash, frequency: 1 time per second Green light flash, frequency: 1 time per second N/A N/A Common	N/A N/A Tone A Tone B Common

AL07S Tower signal



T@^^ tiers

DC18~32V



Installation and operation

- Visible and audible alarm mode: In DC voltage, visible and audible alarm can be separated control or synchronized control; In AC voltage, visible and audible alarm is synchronized.
- Product external connect with 2-5 cores cable(see wiring diagram). In DC voltage, connect black wire to negative as the common line. Red, Green, Yellow, Blue wires are signal line, connect them to positive; In AC voltage, connect red wire to L, connect black wire to N.
- In DC voltage, connect black wire to negative. When Red, Green, Yellow, Blue wire connect to positive, product start to operate.
- Product has four mount type: Screw mount, Flange mount, Wall mount, surface mount. Use 3nos. M6 screw to fix product on mount surface for screw mount, flange mount and wall mount type. Use 2nos. M8 screw to fix product on mount surface for surface mount type. Ensure mount surface is flat and has enough mechanical strength.
- Ensure the input voltage and the wiring connection is correct before power on.

How to Order

P/N	Model	Voltage	Alarm mode	Lighting color (from top to bottom)	Mount
1000319-001	AL07S	AC110V~240V	visible and audible alarm	Red	Flange mount
1000319-002	AL07S	DC24V	visible and audible alarm	Yellow, Red	Flange mount
1000319-005	AL07S	DC24V	visible and audible alarm	Yellow, Red,Green	Flange mount

Caution

- Risk of corrosion. Product cover material is polycarbonate, not allowed to direct or indirect contact with industrial spirit banana oil, isopropanol, carbon tetrachloride, cyclohexene, etc organic solvent.
- Read these instructions completely and carefully.
- Do not reverse connect the wires.

Thanks for choosing our products, NANHUA Electronics is the professional brand of signal transmission and high quality industrial lighting which is trusted and loved by global users from various industries. Read and understand these instructions completely and carefully. Wrong installation and operation may lead to fires, electric shock, and others. Due to our continued efforts to improve our products, product specifications are subject to change without notice.

©NANHUA Electronics Co., Ltd. All rights reserved. www.nanhua.com