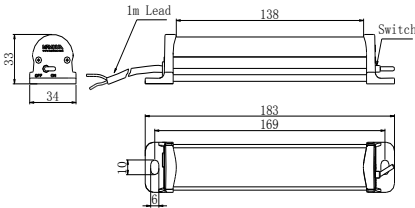




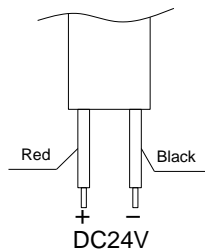
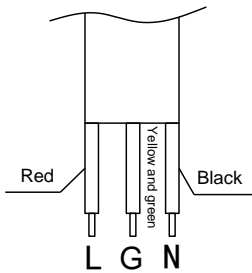
SHBST2013040803YEC




Mounting dimension (unit : mm)



Wiring diagram



Application



Application

Applicated to electric appliance cabinet, various cabinets, equipment storage and other place for auxiliary lighting.

Main Functions and features

- With LEDs inside, it features high luminous, low power consumption and external long life.
- With switching power supply inside, it can be long-time working steadily.
- Sealed structure, waterproof and shockproof.
- With power terminal wiring out, it is convenient to connect to other lights.

Specifications(standard type)

Voltage	AC100V ~ AC240V/DC24V(optical)	Frequency	50Hz ~ 60Hz
Power consumption	3W	LED life	≥50,000 小时
Color temperature	5500K-6000K	Color rendering index	Ra>72
LED luminance	100lm/W	1m point illumination	58 lux
Working temperature	-40°C ~ +50°C	Humidity	10% - 95% (no condensing)
Ambient temperature	-40°C ~ +70°C	weight	100g
Material	house : PC base : AL		

Operation and installation

- Check whether the power supply complies with rated voltage of the lamp.
- Secure the lamp on a smooth surface which has enough strength using M5 screws (with flat washers and spring washers) .
- Insert power cable Red to L(+), black to N(-) respectively.
- Connect the power line and light works.

Notice

- The part of material of products is PC(like lamp cover and lamp shell), so it cannot direct or indirect touch the organic solvent, such as industrial alcohol, banana oil, isopropyl alcohol, carbon tetrachloride, cyclohexanone and so on, otherwise, the product will be corroision.
- Make sure the wiring connecting is right.
- Temperature rise when light working is normal phenomenon.
- Please do not open any components inside by yourself to avoid danger.